

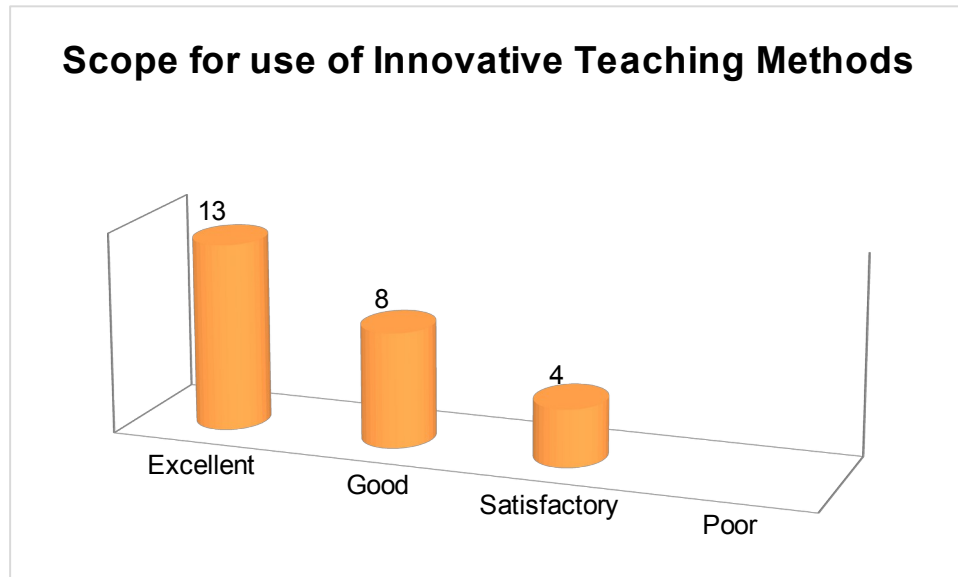
# NAKSHALBARI COLLEGE

Naxalbari : Darjeeling

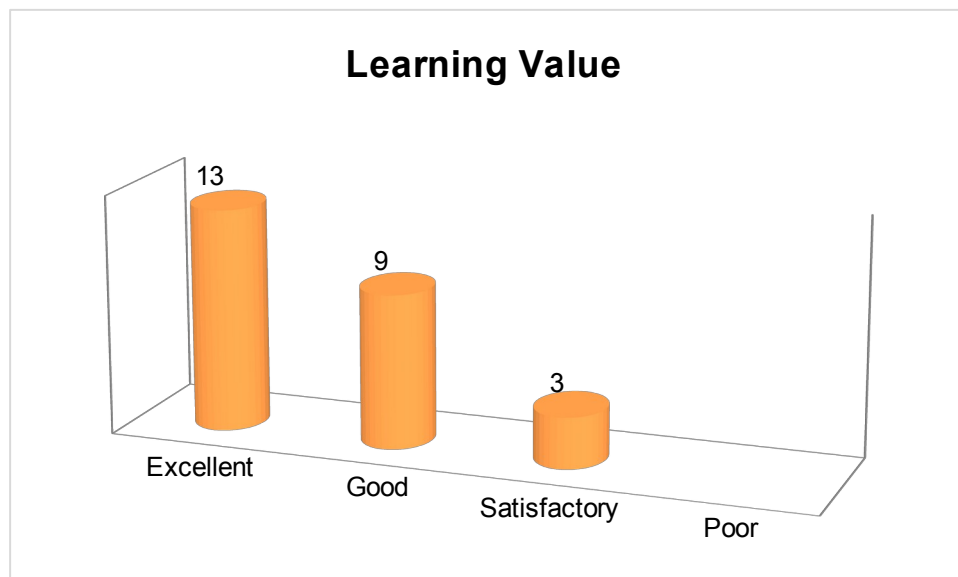
## Teacher's feedback Analysis

Teaching Members comprises of 25 Respondents

YEAR: 2018-2019



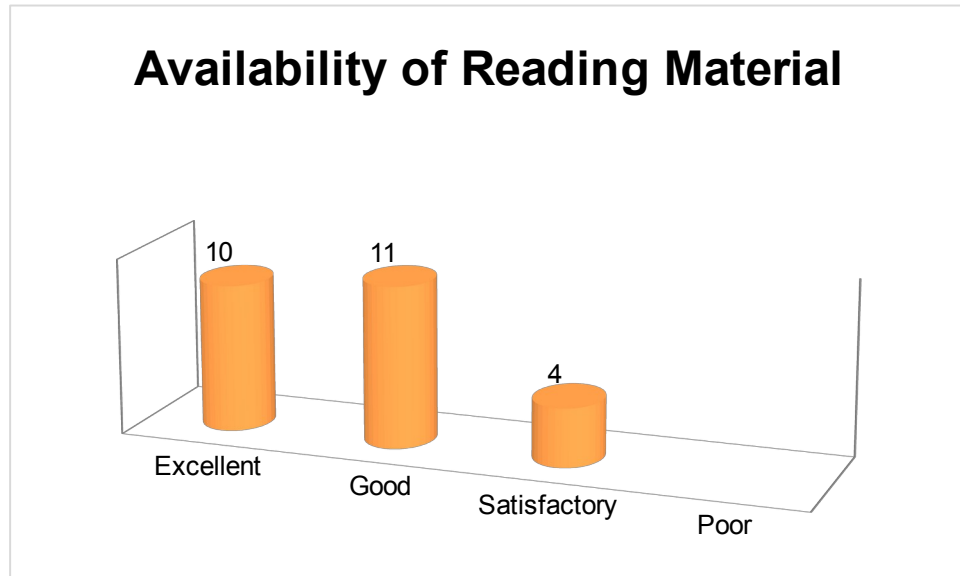
- This chart shows that 52% of the respondents rated Scope for use of Innovative Teaching methods as excellent, 32% as good and 16% are rated as satisfactory.



- This chart shows that 52% of the respondents rated Learning Value as excellent, 36% as good and 12% rated it as satisfactory.

# NAKSHALBARI COLLEGE

Naxalbari : Darjeeling



- This chart shows that 40% of the respondents rated Availability of Reading materials as excellent, 44% as good and 16% rated as satisfactory.



- This chart shows that 64% of the respondents rated Workplace Environment as excellent, 28% as good and 18% are rated as satisfactory.

# NAKSHALBARI COLLEGE

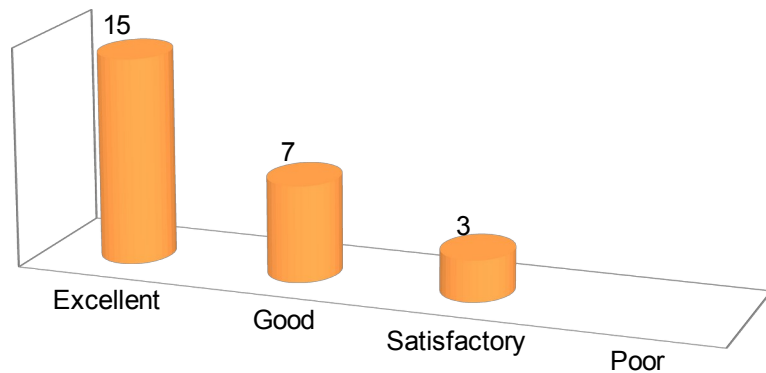
Naxalbari : Darjeeling

## Welfare Facilities provided by the Administration



- This chart shows that 40% of the respondents rated Welfare Facilities provided by the Administration as excellent, 40% as good, 16% rated as satisfactory and 4% rated poor.

## Inter-personal Relationship among the co-workers



- This that rated among as are

chart shows 60% of the respondents Interpersonal Relationship Co-workers as excellent, 28% good and 12% rated as satisfactory.

# NAKSHALBARI COLLEGE

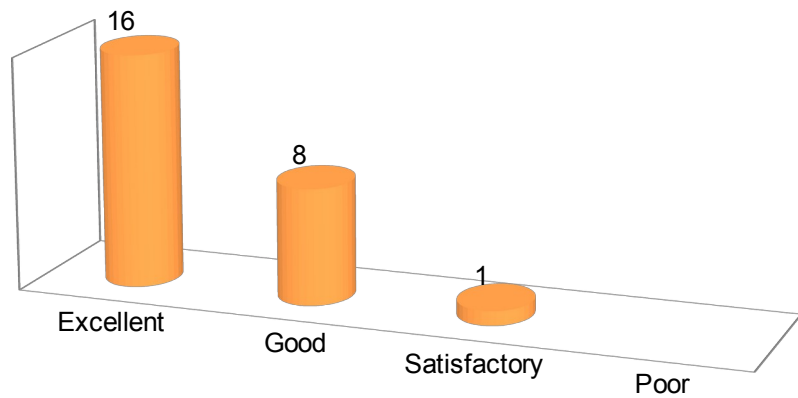
Naxalbari : Darjeeling

## Inter -Personal Relationship with the Head of the Institution



60% of the respondents feel that their Relation with the Head of the Institution is Excellent, 32% feel it is good and remaining 8% i.e. 2 teachers feel it is satisfactory.

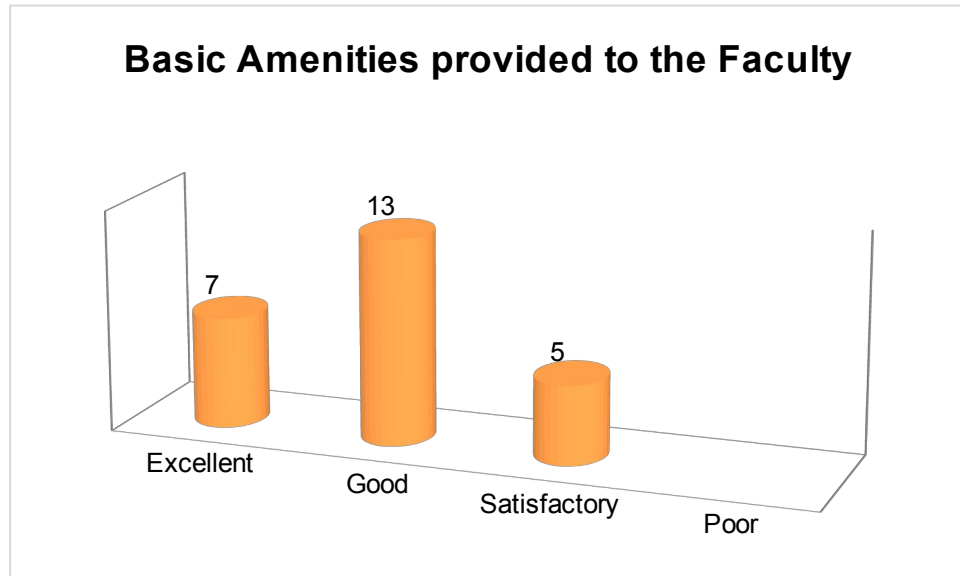
## Leadership Quality of the Head of the Institution



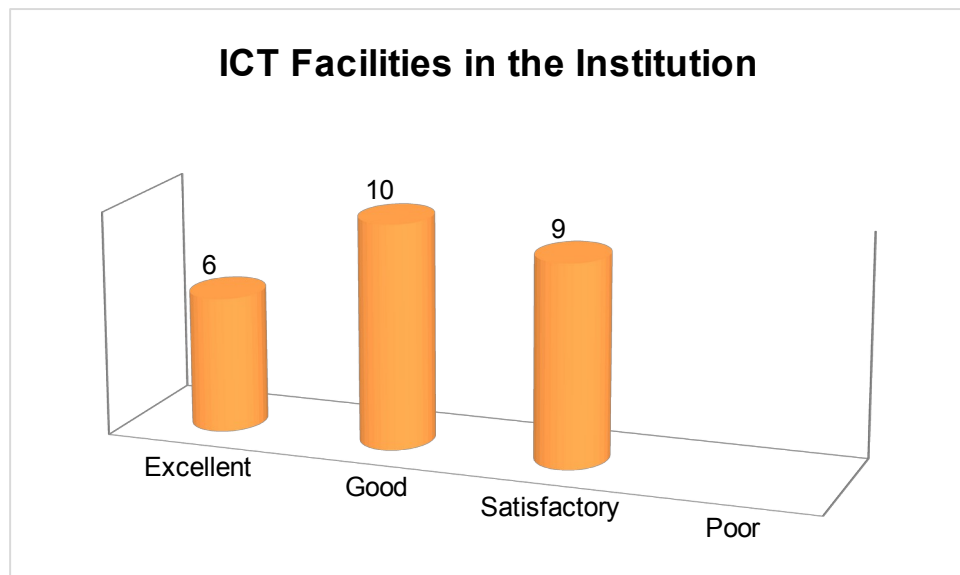
This chart shows that 64% of the respondents rated Leadership Quality of the Head is excellent, 32% rated it good and the remaining 4% rated it satisfactory.

# NAKSHALBARI COLLEGE

Naxalbari : Darjeeling



This chart shows that 52% of the respondents rated the Basic Amenities to the Faculty is good, 28% feel it is excellent and the remaining 20% feel it is satisfactory.



This chart shows that 40% of the respondents rated ICT Facilities in the Institution as good, 36% rated the facility as satisfactory and 24% rated excellent.

# **NAKSHALBARI COLLEGE**

**Naxalbari : Darjeeling**

## **Feedback Report- 2018-19**

From the feedback collected, it was found out that on a parameter of Workplace Environment and Leadership quality of the head of the Institution, majority of the teachers had a positive response and rated it excellent. Almost ten out of nine criteria responded by the teachers had an excellent, good and satisfactory response except for one criteria which is welfare facilities provided by the administration was rated as poor by one out of twenty five respondents. Overall the feedback report reflects a favourable viewpoint except the welfare facilities to the teachers needs to be enhanced.